

State of New Columbia

Redistricting Exercise

The State of New Columbia has a history that includes incidents of lynchings, police harassment, racial unrest, and allegations of neglect and mistreatment of minority citizens by the state government. The allocation of dollars to the schools located in more densely populated minority areas has recently become a sensitive public issue. The state government has been under national scrutiny for the treatment of the minority community in the areas of health and education. It will be an important issue in the 2012 statewide elections.

The state legislature is composed of five (5) representatives, all of whom are white. Several African-American citizens have run for the state legislature, but none have been elected. The black population is politically cohesive, but the majority white population always votes as a bloc to defeat the minority supported candidate. The attorneys for the NCCC, the only statewide minority activist organization, have been active in the legislative redistricting session. They have attended national conferences on redistricting and concluded that there is an opportunity to create at least one district in the state in which minority voters will have the opportunity to elect a candidate of their choice to the state legislature.

The total state population is 1,000,000, of which 20.65% are African-American, the principal minority group. There are small percentages of Hispanics and Asians in the population, but not enough to have appreciable political influence. The state is divided into 12 counties. The overwhelming majority of the African-American population live in the central part of the state. The NCCC is holding community meetings to solicit input on a plan that can be submitted to the legislature as an alternative to increase the potential for electing an African-American to the state legislature.

You have been trained in redistricting principles and techniques. Your job is to develop an alternative legislative redistricting plan that incorporates the redistricting techniques and provides fair representation to the minority community. Specifically, you are asked to divide the population of New Columbia into five (5) compact, contiguous districts that maintain communities of interest and that provide the African – American community the opportunity to elect a candidate of choice to the state legislature.

Here's what you're working with:

Total Population (TP) = 1,000,000

Black Population (BP) = 206,500 (20.65% of the total population)

White Population = 792,000 (79.2% of the total population)

Other Population = 1,500 (0.15% of the total population)

Total Voting Age Population (TVAP) = 690,850

Total Black Voting Age Population (BVAP) = 132,773

Here's the work:

Activity 1: (5 minutes)

First, look at the State's 2000 Plan, and the demographics of each district that was created. For each district, will the Black population be able to elect the candidate of their choice? Answer yes or no.

District 1: Berrien and Irwin Counties

Total Population: 200,000 Black Population: 68,750 Percent Black: 27% YES___ NO___

District 2: Lowndes, Brooks and Cook Counties

Total Population: 200,000 Black Population: 50,500 Percent Black: 24% YES___ NO___

District 3: Thomas, Colquitt and Tift Counties

Total Population: 200,000 Black Population: 36,500 Percent Black: 17% YES___ NO___

District 4: Mitchell and Grady Counties

Total Population: 200,000 Black Population: 38,000 Percent Black: 30% YES___ NO___

District 5: Dougherty and Worth Counties

Total Population: 200,000 Black Population: 12,750 Percent Black: 10% YES___ NO___

Activity 2: (40 minutes)

Using the information for each county provided below, group these counties together into five districts to increase the political influence of Black residents in this state.

There are three main guidelines for doing this:

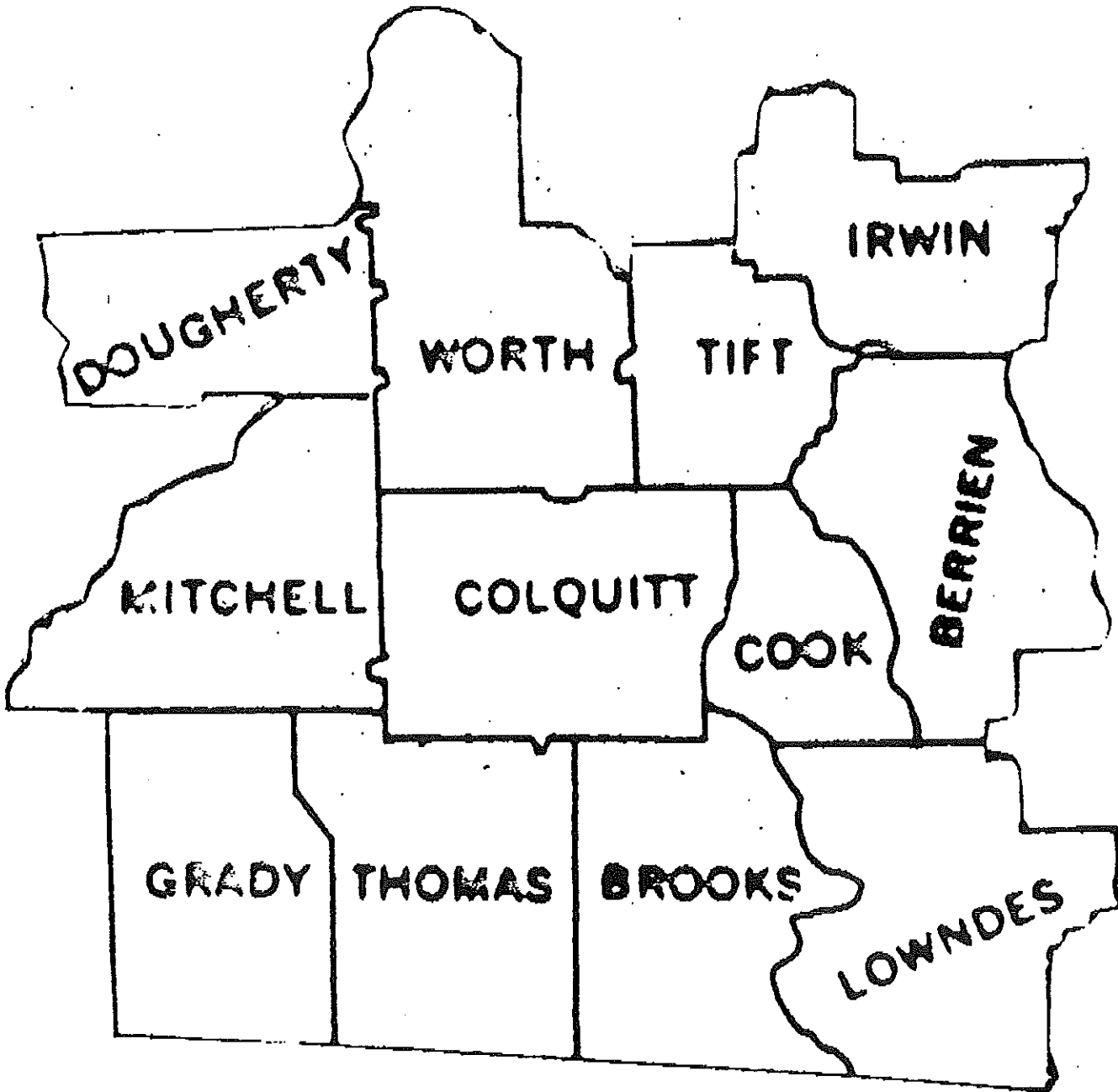
1. In order for Black residents to be able to elect the candidate of their choice—it is generally recognized that the Black population should make up at least 65 percent of a district.
2. Each district has to be contiguous—meaning they must be geographically connected.
3. Each district must have equal populations—meaning they must have the same number of people as the other districts. With a total population of 1,000,000, this means that each district should have 200,000 people in each.

State of New Columbia: Population			
County	Total Population (TP)	Black Population (BP)	Black % of Population
Berrien	75,000	48,750	65%
Brooks	135,000	27,000	20%
Colquitt	50,000	31,500	63%
Cook	25,000	13,750	55%
Dougherty	25,000	750	3%
Grady	100,000	8,000	8%
Irwin	200,000	20,000	10%
Lowndes	65,000	9,750	15%
Mitchell	50,000	30,000	60%
Thomas	100,000	2,000	2%
Tift	100,000	3,000	3%
Worth	75,000	12,000	16%
Total	1,000,000	206,500	21%

REDISTRICTING EXERCISE

PROBLEM 1

STATE OF NEW COLUMBIA



STATE OF NEW COLUMBIA
Redistricting Worksheet

Total Population = 1,000,000

Black Population = 206,500 (20.65%)

White Population = 792,000 (79.2%)

Other Population = 1,500 (.15%)

TVAP (Total Voting Age Population) = 680,850

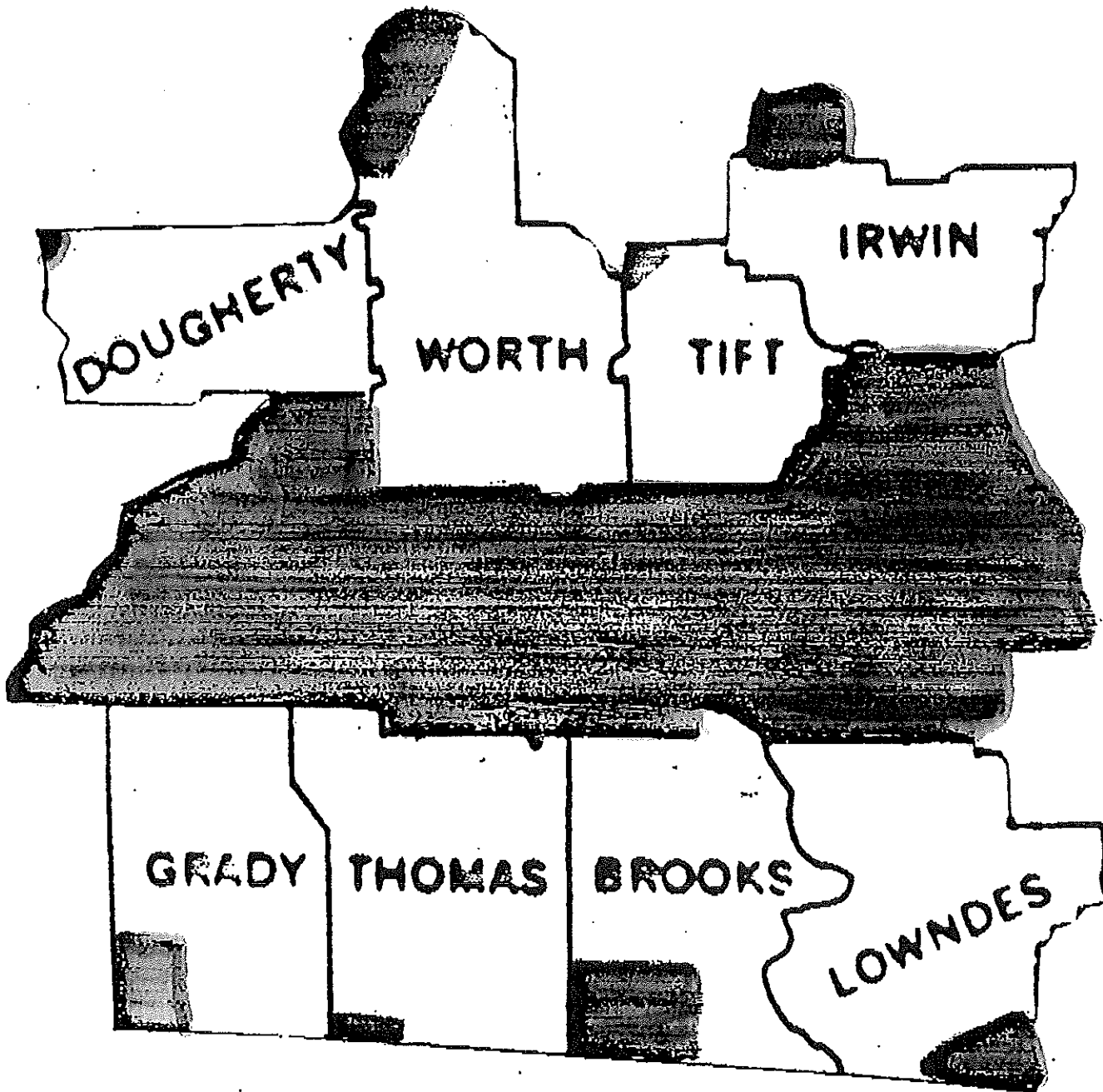
BVAP (Black Voting Age Population) = 132,773

Number of Seats = 5

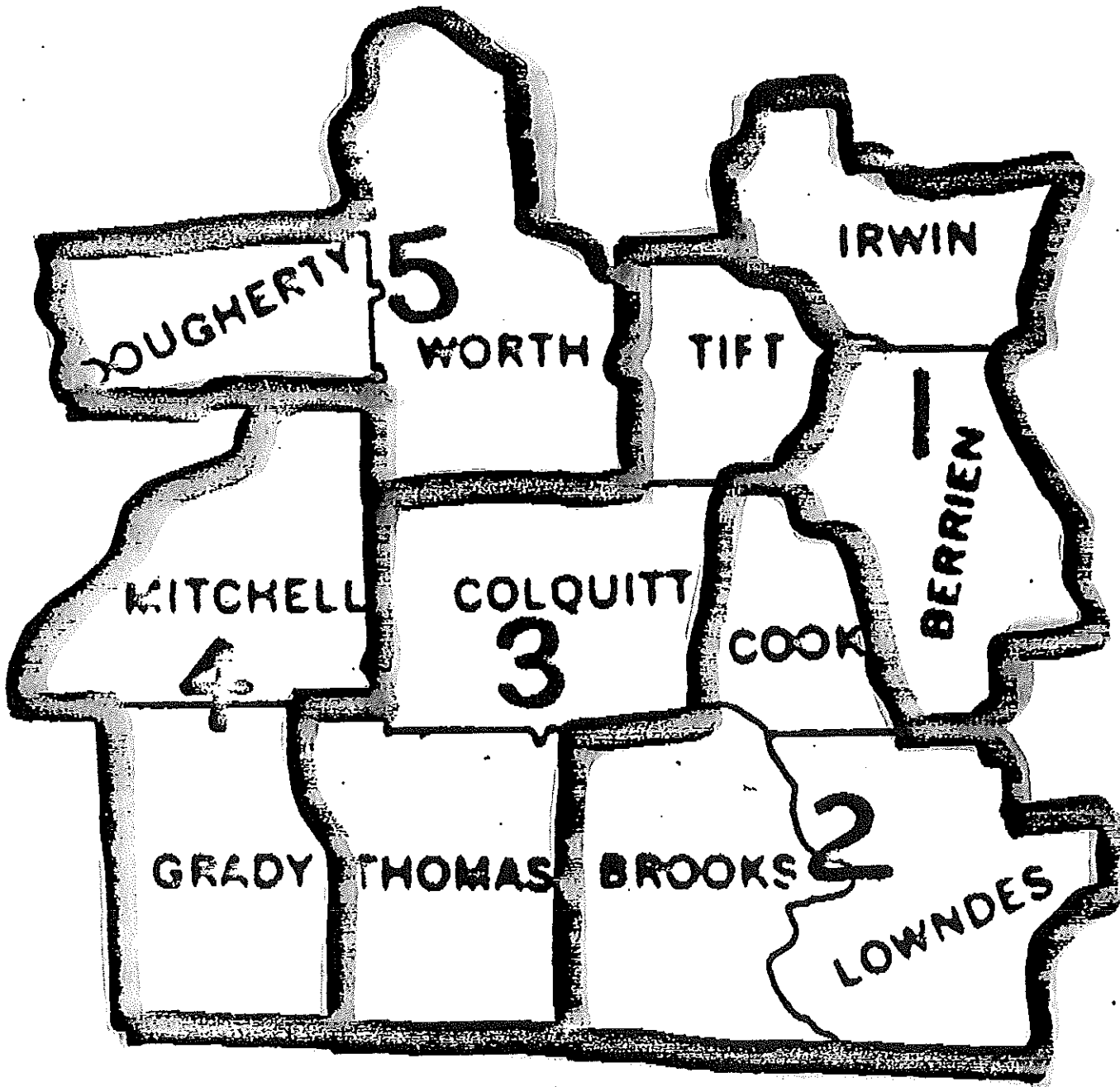
Ideal Population = 200,000

STATE OF NEW COLUMBIA Population				
County	TP	BP	TVAP	BVAP
Berrien	75,000	48,750	49,500	32,175
Brooks	135,000	27,000	91,800	17,010
Colquitt	50,000	31,500	32,500	21,450
Cook	25,000	13,750	16,250	8,250
Dougherty	25,000	750	17,250	510
Grady	100,000	8,000	70,000	5,280
Irwin	200,000	20,000	138,000	12,800
Lowndes	65,000	9,750	43,550	6,338
Mitchell	50,000	30,000	34,000	18,000
Thomas	100,000	2,000	68,000	1,300
Tift	100,000	3,000	69,000	1,980
Worth	75,000	12,000	51,000	7,680
Total:	1,000,000	206,500	680,850	132,773

STATE OF NEW COLUMBIA
Majority Black Areas



STATE OF NEW COLUMBIA
2000 Plan



Summary of 2000 Plan

District 1 – 27.50% Black

Berrien
Irwin

District 2 – 24.05% Black

Lowndes
Brooks
Cook

District 3 – 17.38% Black

Thomas
Colquitt
Tift

District 4 – 30.40% Black

Mitchell
Grady

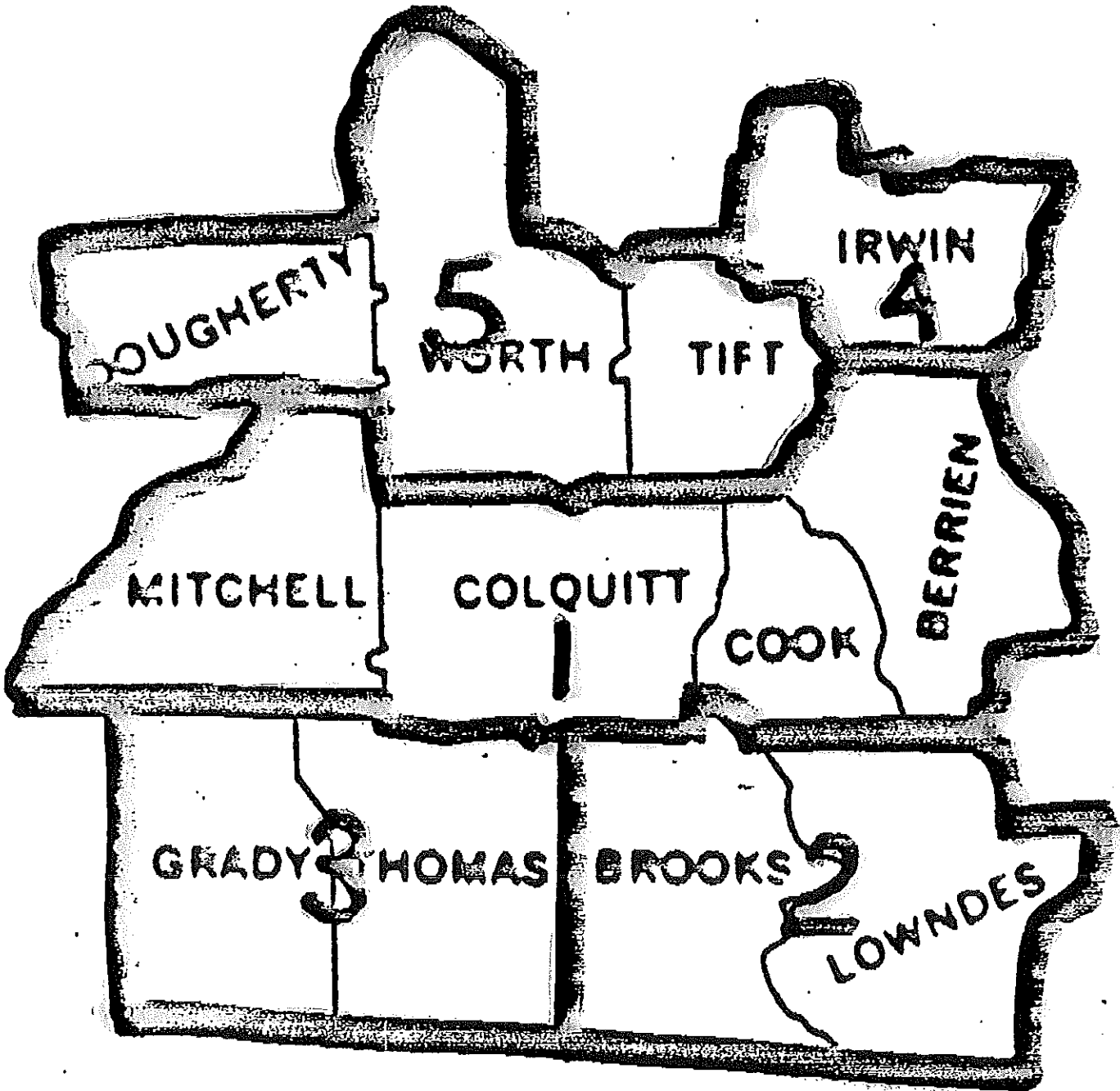
District 5 – 10.20% Black

Dougherty
Worth

REDISTRICTING EXERCISE

SOLUTION

STATE OF NEW COLUMBIA
Proposed 2010 Plan



NEW COLUMBIA

TOTAL POP : 1000000
 NUMBER OF SEATS: 5
 IDEAL SIZE : 200000.00

DISTRICT NUMBER	TOTAL POP	PERCENT DEVIATION	BLACK POP	PERCENT BLACK	TOTAL VAP	BLACK VAP	% VAP BLACK
1	200000	0.00%	124000	62.00%	132250	79875	60.40%
2	200000	0.00%	36750	18.37%	135350	23348	17.25%
3	200000	0.00%	10000	5.00%	138000	6580	4.77%
4	200000	0.00%	20000	10.00%	138000	12800	9.28%
5	200000	0.00%	15750	7.88%	137250	10170	7.41%
	<u>1000000</u>	<u>0.00%</u>	<u>206500</u>		<u>680850</u>	<u>132773</u>	

DISTRICT # 1 PAGE: 1

		TOTAL	TVAP	TI	BLACK	BVAP	BI
MITCHELL	COUNTY	50000	34000	0	30000	18000	0
COLOQUITT	COUNTY	50000	32500	0	31500	21450	0
COOK	COUNTY	25000	16250	0	13750	8250	0
BERRIEN	COUNTY	75000	49500	0	48750	32175	0
		200000	132250	0	124000	79875	0

Black Pop % = 62.00% Black VAP % = 60.40%

DISTRICT # 2 PAGE: 1

		TOTAL	TVAP	T1	BLACK	BVAP	R1
BROOKS	COUNTY	135000	91800	0	27000	17010	0
LOWAIDES	COUNTY	65000	43550	0	9750	6338	0
		200000	135350	0	36750	23348	0

Black Pop % = 18.37% Black VAP % = 17.25%

DISTRICT # 3 PAGE: 1

		TOTAL	TVAP	T1	BLACK	BYAP	B1
THOMAS	COUNTY	100000	68000	0	2000	1300	0
GRADY	COUNTY	100000	70000	0	8000	5280	0
		200000	138000	0	10000	6580	0

Black Pop % = 5.00% Black VAP % = 4.77%

DISTRICT # 4 PAGE: 1

	TOTAL	WAP	T1	BLACK	BWAP	B1
IRWIN COUNTY	200000	138000	0	20000	12800	0
	200000	138000	0	20000	12800	0

Black Pop % = 10.00% Black WAP % = 9.28%

DISTRICT # 5 PAGE: 1

	TOTAL	TVAP	TI	BLACK	EVAP	BI
DOUGHERTY COUNTY	25000	17250	0	750	510	0
WORTH COUNTY	75000	51000	0	12000	7580	0
TIFT COUNTY	100000	69000	0	3000	1980	0
	200000	137250	0	15750	10170	0

Black Pop % = 7.88% Black VAP % = 7.41%